

640911-1 ✓ ACTIVE

PIDG


TE Internal #: 640911-1

Quick Disconnects, Receptacle, 22 – 18 AWG Wire Size, .26 – .96 mm² Wire Size, 509 – 1900 CMA Wire Size, Mating Tab Width .205 in [5.21 mm], PIDG

[View on TE.com >](#)



Terminals & Splices > Quick Disconnects > PIDG FASTON Receptacle Quick Disconnects



Quick Disconnect Terminal Type: **Receptacle**

Wire Size: **509 – 1900 CMA**

Mating Tab Width: **5.21 mm [.205 in]**

[All PIDG FASTON Receptacle Quick Disconnects \(25\)](#)

Features

Product Type Features

Terminates To	Wire & Cable
Wire Stop	Yes
Insertion Force	Normal
Sealable	No

Electrical Characteristics

Voltage (Max)	300 V
---------------	-------

Body Features

Insulation Material	Nylon
---------------------	-------

Contact Features

Quick Disconnect Terminal Type	Receptacle
Mating Tab Width	5.21 mm[.205 in]
Mating Tab Thickness	.81 mm[.032 in]
Terminal Orientation	Straight
Contact Base Material	Brass



Terminal Plating Material	Tin
Crimp Type	Compression
Barrel Type	Closed

Mechanical Attachment

Mating Retention Type	Dimple
Wire Insulation Support	With

Dimensions

Accepts Wire Insulation Diameter Range	3.43 mm [.135 in]
Receptacle Terminal Stock Thickness	.41 mm [.016 in]
Overall Length	20.36 mm [.8 in]
Wire Size	509 – 1900 CMA

Usage Conditions

Insulation Option	Partially Insulated
Operating Temperature Range	105 °C [221 °F]

Industry Standards

RU (UL Component Program)	Approved
CSA Certified	Yes

Packaging Features

Packaging Quantity	1000
Packaging Method	Loose Piece

Other

Barrel Color	Red
--------------	-----

Product Compliance

[For compliance documentation, visit the product page on TE.com>](#)

EU RoHS Directive 2011/65/EU	Compliant
EU ELV Directive 2000/53/EC	Compliant
China RoHS 2 Directive MIIT Order No 32, 2016	No Restricted Materials Above Threshold
EU REACH Regulation (EC) No. 1907/2006	Current ECHA Candidate List: JUNE 2022 (224) Candidate List Declared Against: JUNE 2022 (224) Does not contain REACH SVHC

Halogen Content	Low Halogen - Br, Cl, F, I < 900 ppm per homogenous material. Also BFR/CFR/PVC Free
Solder Process Capability	Not applicable for solder process capability









Product Compliance Disclaimer


This information is provided based on reasonable inquiry of our suppliers and represents our current actual knowledge based on the information they provided. This information is subject to change. The part numbers that TE has identified as EU RoHS compliant have a maximum concentration of 0.1% by weight in homogenous materials for lead, hexavalent chromium, mercury, PBB, PBDE, DBP, BBP, DEHP, DIBP, and 0.01% for cadmium, or qualify for an exemption to these limits as defined in the Annexes of Directive 2011/65/EU (RoHS2). Finished electrical and electronic equipment products will be CE marked as required by Directive 2011/65/EU. Components may not be CE marked. Additionally, the part numbers that TE has identified as EU ELV compliant have a maximum concentration of 0.1% by weight in homogenous materials for lead, hexavalent chromium, and mercury, and 0.01% for cadmium, or qualify for an exemption to these limits as defined in the Annexes of Directive 2000/53/EC (ELV). Regarding the REACH Regulation, the information TE provides on SVHC in articles for this part number is based on the latest European Chemicals Agency (ECHA) 'Guidance on requirements for substances in articles' posted at this URL: <https://echa.europa.eu/guidance-documents/guidance-on-reach>

Compatible Parts

 <p>TE Part # 59824-1 TETRA-CRIMP PIDG PG FASTON 22-10 ASSY</p>	 <p>TE Part # 58433-3 PRO CR ASSY, RBY IS9252</p>	 <p>TE Part # 1SET191001R0000 CRIMP-HT</p>	 <p>TE Part # 1SET191002R0000 TET CRIMP-HT</p>
--	--	---	---

Also in the Series | PIDG

 <p>Compression Connectors(17)</p>	 <p>Crimp Terminal Housings(1)</p>	 <p>Crimp Wire Pins, Tabs & Ferrules(41)</p>	 <p>Hand Crimping Tools(2)</p>
 <p>Knife Disconnects(11)</p>	 <p>PCB Terminals(9)</p>	 <p>Quick Disconnects(53)</p>	 <p>Ring Terminals & Spade Terminals(861)</p>



Special Purpose Terminals(1)



Splices(48)

Documents

Product Drawings

[RECEPT,PIDG FASTON 22-18 205](#)

English

CAD Files

[3D PDF](#)

English

Customer View Model

[ENG_CVM_640911-1_F.2d_dxf.zip](#)

English

Customer View Model

[ENG_CVM_640911-1_F.3d_igs.zip](#)

English

Customer View Model

[ENG_CVM_640911-1_F.3d_stp.zip](#)

English

[3D PDF](#)

3D

Customer View Model

[ENG_CVM_CVM_640911-1_E.2d_dxf.zip](#)

English

Customer View Model

[ENG_CVM_CVM_640911-1_E.3d_igs.zip](#)

English

Customer View Model

[ENG_CVM_CVM_640911-1_E.3d_stp.zip](#)

English

By downloading the CAD file I accept and agree to the [Terms and Conditions](#) of use.

Datasheets & Catalog Pages

[PIDG_FASTON](#)

English

[Ultra-Fast and Ultra Fast Plus](#)

English



PIDG TERMINALS & SPLICES Quick Reference Guide

English

Product Specifications

Application Specification

English

Product Environmental Compliance

TE Material Declaration

English

Agency Approvals

UL Report

English